

# Registering A Student in Zfairs

# Registering Using <https://ca-scc.zfairs.com/>

Make sure your Adobe PDF is up to date

You must have and use a valid email address for your project

# Under the CreateAccount tab, select Student



Santa Cruz County Science and Engineering Fair

Home Create Account Fair Help Login

Welcome to Santa Cruz County Science and Engineering Fair

General Teacher's Main Judge's Main

Student Teacher Volunteer Judge Schools

ISEF

San Pedro

DR. FARIS SABBAGH

DR. FARIS SABBAGH

## Welcome to the Santa Cruz County Science and Engineering Fair!

### Our Mission

The Santa Cruz County Science & Engineering Fair promotes diversity and high-quality scientific research and science education for K-12 students in Santa Cruz County.

### Our Goals

The Santa Cruz County Science & Engineering Fair will provide the highest quality special events for students seeking opportunities in pre-collegiate scientific research, and world-class science and technology competitions.

## Login

Username Username  
Username is required

Password Password  
Password is required

Login Forgot Username/Password

Google Windows Facebook

## Create Account


First Name First Name

Last Name Last Name

Email Email Address

<https://ca-scc.zfairs.com/?f=760d2abd-97bf-4923-871c-a48fb3af0565&stdReg=y>

# Complete all required fields.



## Santa Cruz County Science and Engineering Fair

[Home](#) [Virtual Contest](#) [People](#) [Students](#) [Paperwork](#) [Create Account](#) [Fair](#) [Judging](#) [Staff](#) [3 New Messages](#)

[Help](#) [Edit](#) [Jennifer](#)

---

### Student's Registration

This is displayed at the beginning of student registration.

---


#### Registration

Student's First Name


Student's Last Name


E-Mail


☐ I'm not a robot

  
reCAPTCHA  
[Privacy](#) - [Terms](#)

#### Or Register Using

 Google

 Windows Live

 Facebook

## Fair Registration - Personal Information

First Name:	<input type="text" value="Student"/>		
Last Name:	<input type="text" value="Sample"/>		
Address:	<input type="text" value="123 Home Lane"/>		
Address 2:	<input type="text" value="Address"/>		
City State, Zip:	<input type="text" value="City"/>	<input data-cs="2" data-kind="parent" type="text" value="FL"/> <input type="text" value="12345"/>	
Phone Number:	<input type="text" value="(813) 555-1212"/>		
Cell Phone:	<input type="text" value="(813) 555-1234"/>		
E-Mail:	<input type="text" value="ssample@nomail.com"/>		
Confirm E-Mail:	<input type="text" value="ssample@nomail.com"/>		
Parent's E-Mail:	<input type="text" value="parentsample@nomail.com"/>		
Confirm Parent's E-Mail:	<input type="text" value="parentsample@nomail.com"/>		
Gender:	<input type="text" value="Male"/>		
Ethnicity:	<input type="text" value="Native Hawaiian or other Pacific Islander"/>		
Username:	<input type="text" value="StudentSample"/>		
Password:	<input type="password" value="*****"/>		
Confirm Password:	<input type="password" value="*****"/>		
Student Id:	<input type="text" value="1234567"/>		
Shirt Size:	<input type="text"/>		

Save & Continue

Select your school. If your school is not listed, follow the directions in the blue box. Select your grade level.

The screenshot shows a web browser window with the URL `ca-scc.zairs.com/?t=760d2abd-9701-4923-871c-a481b3a10565&p=66099d761be828526b71da1304d7a95422324761148...`. The browser's address bar and tabs are visible at the top. The page has a blue header with navigation links: Home, Virtual Contest, People, Students, Paperwork, Create Account, Fair, Judging, Staff, and 3 New Messages. A user profile for Jennifer is shown in the top right. Below the header is a blue bar with the text "Registration: School & Teacher". The main content area has a white background and contains the following text: "Please select your school, teacher, and your grade. If your School and/or Teacher is not listed please have them register; you will be able to continue the registration process once your school and teacher have registered. Thank you." Below this text are two dropdown menus. The first is labeled "School:" and has the text "Select a School..." with a downward arrow. Below the dropdown is a blue box with a warning icon and the text: "If your school is not listed, scroll to the bottom of the school list and select 'Not Listed' to add your school." The second dropdown is labeled "Grade:" and has the text "Select Grade..." with a downward arrow. Below the dropdowns is a blue button with the text "Save & Continue".

ca-scc.zairs.com/?t=760d2abd-9701-4923-871c-a481b3a10565&p=66099d761be828526b71da1304d7a95422324761148...

Apps SCCOE Sites The Center at WestEd MID- STATE Collab... STEAM Conference... Doodle – Dashboard CCSESA CCSESA: Ca... STEM Forum Confe...

Home Virtual Contest People Students Paperwork Create Account Fair Judging Staff 3 New Messages

Help Edit Jennifer

Registration: School & Teacher

Please select your school, teacher, and your grade. If your School and/or Teacher is not listed please have them register; you will be able to continue the registration process once your school and teacher have registered. Thank you.

School: Select a School...

⚠ If your school is not listed, scroll to the bottom of the school list and select "Not Listed" to add your school.

Grade: Select Grade...

Save & Continue

Enter your project title, category, description, project plan and your abstract. **The other fields are not required to register.**

Creating New Project

Title:


☐

Will this be a Team Project?

Category:

Description:


Provide a description of your project.



Entry Video Url

Project Plan:

Describe how you will carry out your plan.



Project Abstract:

# Answer the questions so the software can help you select appropriate paperwork.

The screenshot shows a web browser window with the URL `hillsborough.zfairs.com/?f=791feb6-7b57-4088-8519-260def031805&p=9394459a1905f45cfe6b2b9d14947ab7387c41a8742313cc0c3f2469808ef7bcc2b00d0e2ac17d2d&PersonType=t&stdReg=y`. The page title is "Hillsborough School Distr". The main content area is titled "ISEF Forms Questionnaire". At the top, there is a checkbox labeled "Consider this project for the ISEF". Below this, a light blue box contains the text: "By checking this box I understand that all of the required ISEF forms must be completed before the Science Fair." The questionnaire itself consists of several checkboxes, each followed by a description of a project type or activity. At the bottom of the questionnaire, there is a blue button labeled "Save & Continue".

☐ Consider this project for the ISEF

By checking this box I understand that all of the required ISEF forms must be completed before the Science Fair.

ISEF Forms Questionnaire

- ☐ This project is a continuation or progression from a previous years project.
- ☐ This project includes the use of humans.  
[Rules for projects using humans.](#)
- ☐ This project includes the use of vertebrate animals.
- ☐ This project is conducted at a Regulated Research Institution. (Such as a university, college, medical center, government lab, or correctional institution.)
- ☐ This project includes the use of potentially hazardous biological agents.  
(rDNA, microbes: bacteria, virus, fungi)
- ☐ This project includes human subjects and/or vertebrate animal tissue.  
(saliva, tears, urine, feces, skin, muscle etc.)
- ☐ This project includes the use of frozen tissue, primary cell cultures, blood, blood products, and/or body fluids.  
Note: student blood research allowed only if a medical professional handles the blood and provides you with the data.
- ☐ This project includes the use of hazardous chemicals, activities, and/or devices.  
(electrical equipment 120 volts, 20 amps, lab grade chemicals, activities beyond those of normal everyday life such as climbing upon the roof of a house, launching rockets etc.)
- ☐ This project includes DEA-controlled substances.  
(alcohol, tobacco, all drugs including prescription)

Save & Continue



# Confirm your information is correct.

### Registration Information Review

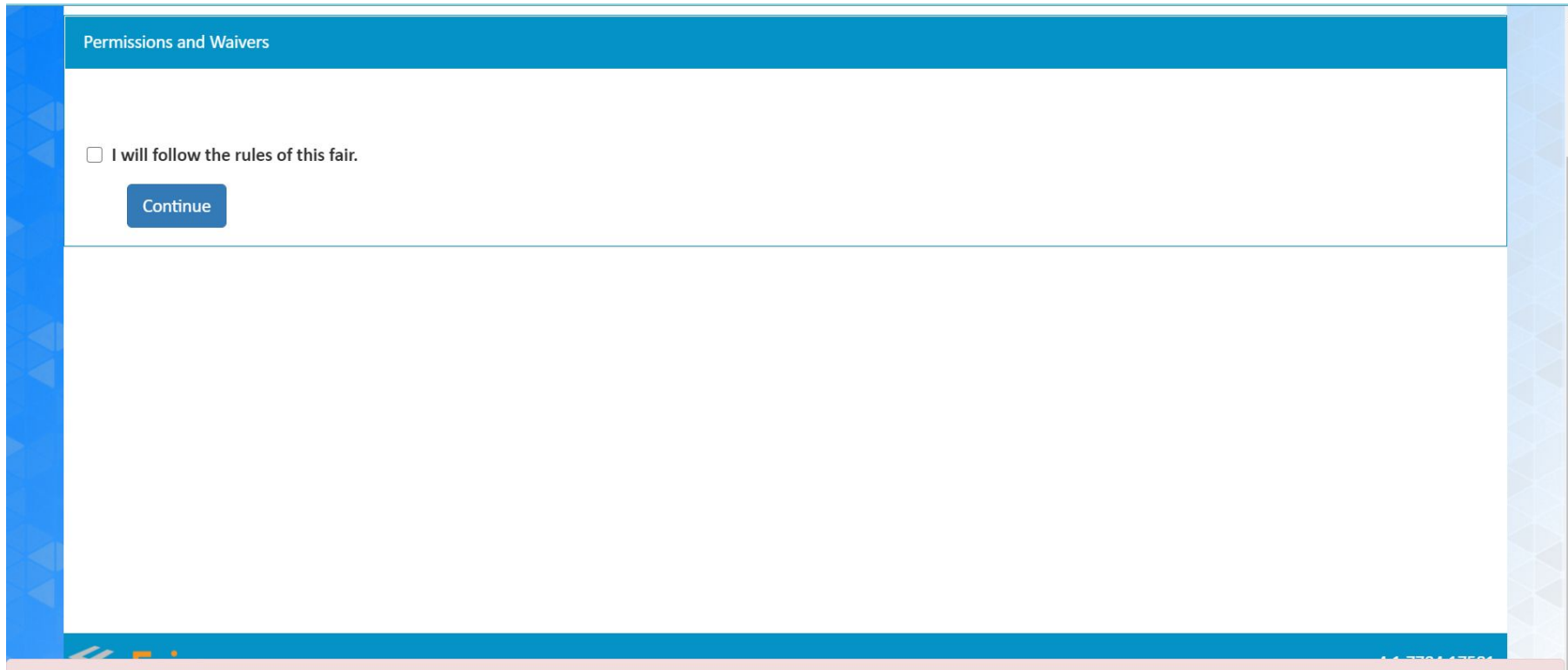
Please review and verify that all of your information is correct.

First Name:	Sample	School:	21st Century Learning Institute
Last Name:	Student	Grade:	5th Grade
E-Mail:	jmcræ@santacruzcoe.org	Project Title:	My Project Title
Parent's E-Mail:	jmcræ@santacruzcoe.org	<input type="checkbox"/> Team Project	
Gender:	Female	Category:	Plant Sciences
Ethnicity:	Filipino	Description:	Provide a description of your project.
Username:	SampleStudent1		
Password:			

My Information Is Correct

Edit

After you have verified your information, you must certify that you will follow the fair rules.



The screenshot shows a web form titled "Permissions and Waivers" in a blue header bar. Below the header, there is a white content area. In this area, there is a checkbox followed by the text "I will follow the rules of this fair." Below this text is a blue button labeled "Continue". The form is framed by a blue border on the left and a light blue border on the right. At the bottom of the form, there is a blue bar with some small, illegible text on the right side.

Permissions and Waivers

☐ I will follow the rules of this fair.

Continue

# Your registration is complete.

## Account Created

Congratulations, your account has been created. Please read this page as additional items or tasks may be required.

### Project Information

Please write down & SAVE your information as you may need it later to make any changes.

**Project Id:** EL-PS-002

**Username:** SampleStudent1

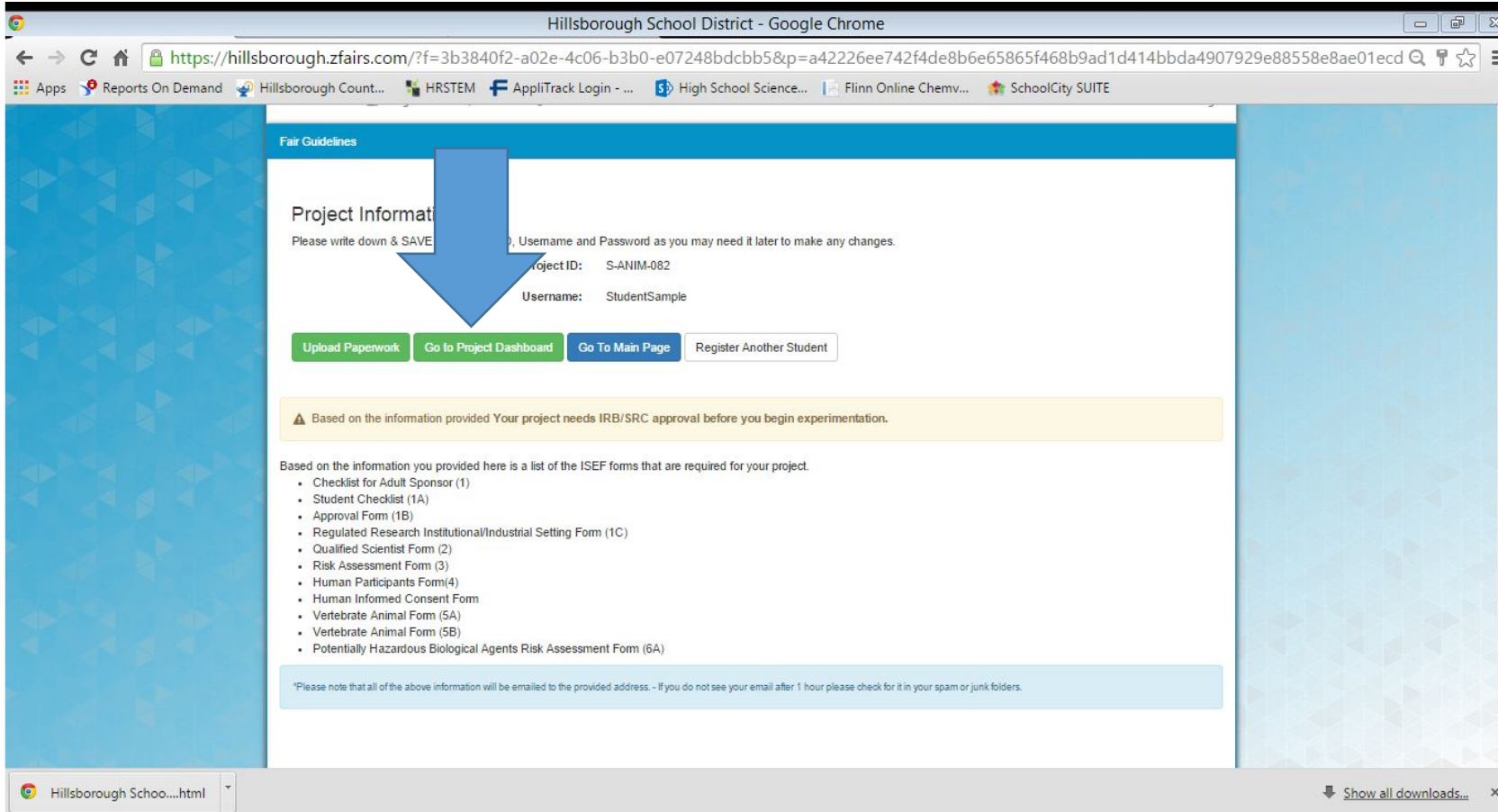
[Upload Paperwork](#)[Go to Project Dashboard](#)[Go To Main Page](#)[Register Another Student](#)

\*Please note that all of the above information will be emailed to the provided address. - If you do not see your email after 1 hour please check for it in your spam or junk folders.

## Student Registration

This is shown at the end of student registration.

# You are now Ready to use the Student Dashboard to submit your research plan.



The screenshot shows a web browser window titled "Hillsborough School District - Google Chrome". The address bar displays a URL from hillsborough.zfairs.com. The page has a blue header with "Fair Guidelines" and a main content area with a blue sidebar. A large blue arrow points to the "Go to Project Dashboard" button. The "Project Information" section includes fields for Project ID (S-ANIM-082) and Username (StudentSample). Below this are buttons for "Upload Paperwork", "Go to Project Dashboard", "Go To Main Page", and "Register Another Student". A yellow warning box states that IRB/SRC approval is needed. A list of required ISEF forms is provided, including forms for adult sponsor, student, approval, regulated research, qualified scientist, risk assessment, human participants, human informed consent, vertebrate animal, and potentially hazardous biological agents.

Hillsborough School District - Google Chrome

https://hillsborough.zfairs.com/?f=3b3840f2-a02e-4c06-b3b0-e07248bdcbb5&p=a42226ee742f4de8b6e65865f468b9ad1d414bbda4907929e88558e8ae01ecd

Apps Reports On Demand Hillsborough Count... HRSTEM AppliTrack Login - ... High School Science... Flinn Online Chemv... SchoolCity SUITE

Fair Guidelines

### Project Information

Please write down & SAVE [Project ID], Username and Password as you may need it later to make any changes.

Project ID: S-ANIM-082

Username: StudentSample

[Upload Paperwork](#) [Go to Project Dashboard](#) [Go To Main Page](#) [Register Another Student](#)

⚠ Based on the information provided Your project needs IRB/SRC approval before you begin experimentation.

Based on the information you provided here is a list of the ISEF forms that are required for your project.

- Checklist for Adult Sponsor (1)
- Student Checklist (1A)
- Approval Form (1B)
- Regulated Research Institutional/Industrial Setting Form (1C)
- Qualified Scientist Form (2)
- Risk Assessment Form (3)
- Human Participants Form(4)
- Human Informed Consent Form
- Vertebrate Animal Form (5A)
- Vertebrate Animal Form (5B)
- Potentially Hazardous Biological Agents Risk Assessment Form (6A)

\*Please note that all of the above information will be emailed to the provided address. - If you do not see your email after 1 hour please check for it in your spam or junk folders.

Hillsborough Schoo...html Show all downloads...